


25



**Further Education**

9%

*Further Studies Related to Program*

*took further studies after graduating from their program*

*n = 1*

*expected transfer credit*  
*n =*

100%

*of those who had taken further studies said their program prepared them well*

*Of those who expected transfer credit:*

*Received transfer credit*

8%

*of respondents were currently studying*

*were very satisfied or satisfied with their transfer experience*

**Past Education**

*Adult Basic Education*

8%

*Credentials are based on those who had taken previous post secondary education. Respondents could report more than one type of past secondary credential.*

8%



## Summary of Survey Results: 2019 to 2023

**Applied filters:**

CPC: VCC: Dental Technology Sciences:

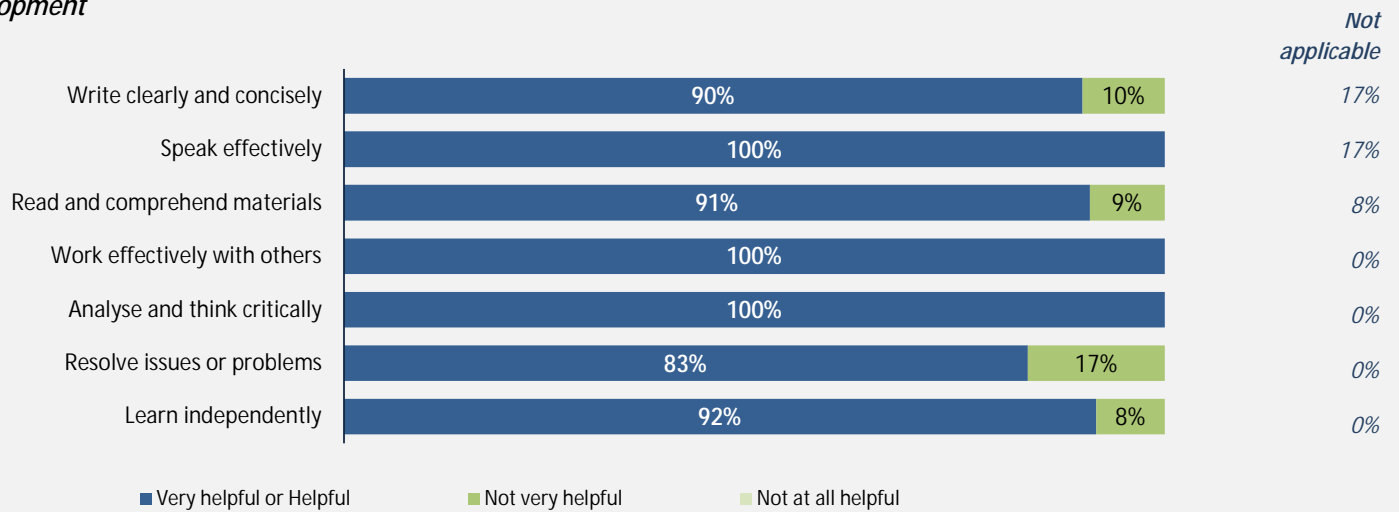
Cohort	27
Respondents	12
Response Rate	44%

### Skill Development and Post-Secondary Experience

92%

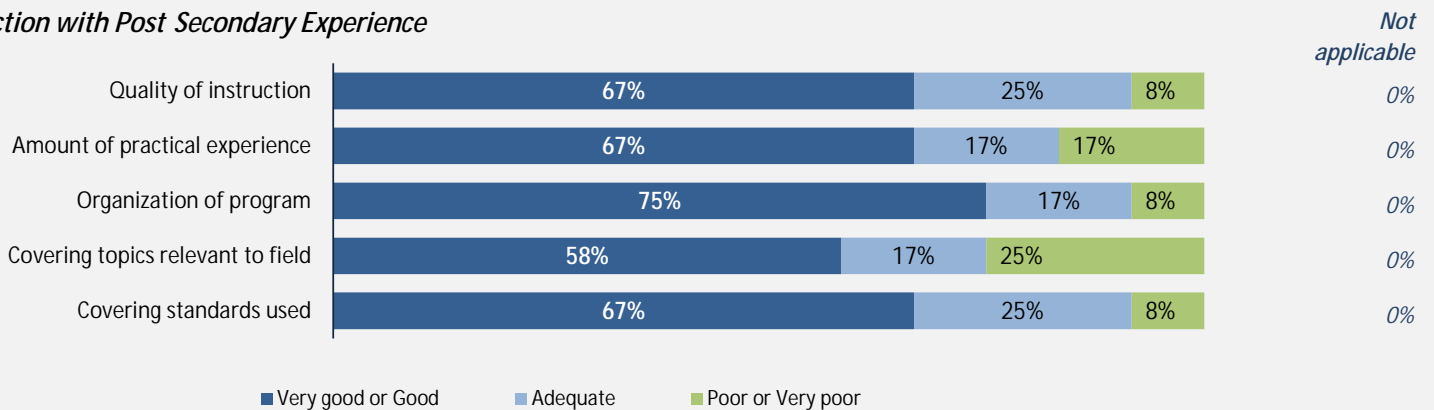
said they were very satisfied or satisfied with the education they received.

#### Skill Development



Percentages are based on those who gave a valid rating, excluding those who said Not applicable.

#### Satisfaction with Post Secondary Experience



Percentages are based on those who gave a valid rating, excluding those who said Not applicable.