

Summary of Survey Results: 2019-2023

Trades Training Type:

Progressive apprenticeship, Traditional apprenticeship, Trades foundation, and Trades-related vocational programs

Applied filters:

CPCVCC Baking Foundation;

Cohort Respondents	73
Response Rate	41 / 56%

Description of Survey Respondents

Demographics

Gender

Age at the Time of the Survey

Aboriginal Identity

Median Age

10%

19

Based on domestic student only

About the Respondents

3%

relocated from their hometown to attend program


0%

took Adult Basic Education courses during or prior to their trade training program

2%

took English as a Second Language courses during or prior to their trade training program

Region respondents were living in at the time of the survey



Summary of Survey Results: 2019-2023

Applied filters:

Cohort
Respondents
Response Rate



In the labour force
90%

Employment rate
80%

Unemployment rate
8.3%

The "Employment rate" is the number employed as a percentage of all respondents.
The "Unemployment rate" is the number of unemployed as a percentage of respondents in the labour force.







[Empty box]

Hourly Wage
(median, main job)

Hours Worked
(median, main job)

[Empty box]

Hourly Wage Group (main job)



Summary of Survey Results: 2019-2023

Trades Training Type:

Applied filters:

Cohort
Respondents
Response Rate




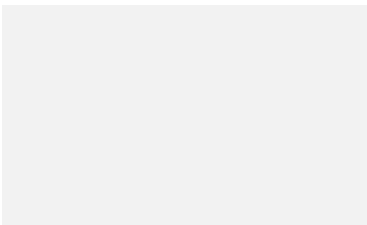



said the

%.

Satisfaction with Post-Secondary Experience

Percentages are based on those who gave a valid rating, excluding those who said not applicable.

Not
applicable



Summary of Survey Results: 2019-2023

Trades Training Type:

Tradesfoundation, Tradesrelated vocational programs

Applied filters:

CPCVCCBakingFoundation;

Cohort	73
Respondents	41
Response Rate	56%

71%

of Tradesfoundation
respondents tried to get
employment as an apprentice
after they left their program